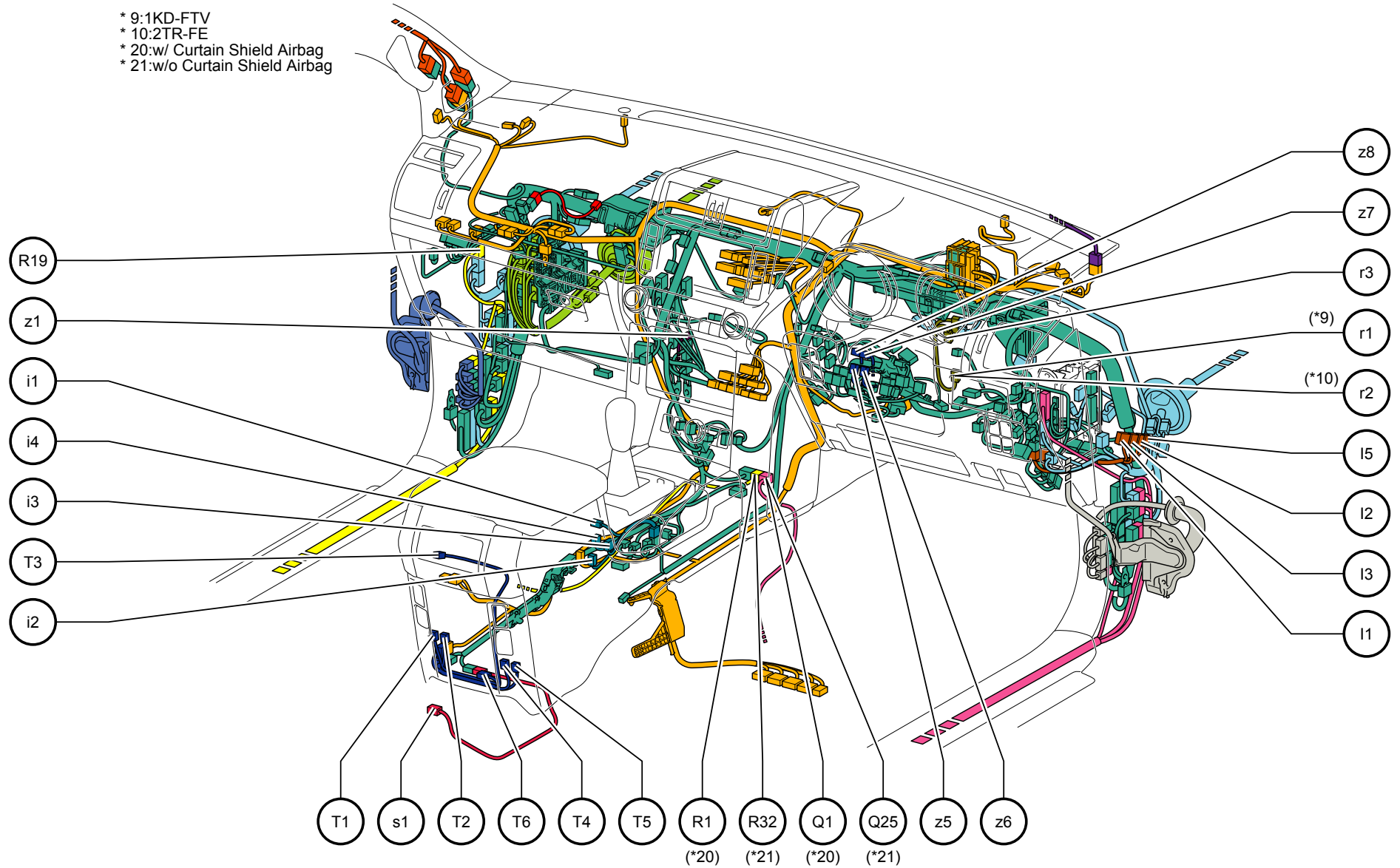


Position of Parts in Instrument Panel <RHD>

- * 9:1KD-FTV
- * 10:2TR-FE
- * 20:w/ Curtain Shield Airbag
- * 21:w/o Curtain Shield Airbag



- I 1 Clearance Warning ECU Assembly
- I 2 Parking Assist ECU
- I 3 Parking Assist ECU
- I 5 Parking Assist ECU

- Q 1 Airbag Sensor Assembly
- Q 25 Airbag Sensor Assembly

- R 1 Airbag Sensor Assembly
- R 19 Suspension Control ECU
- R 32 Airbag Sensor Assembly

- T 1 Video Adapter Terminal
- T 2 Headphone Terminal RH
- T 3 A/C Control Assembly
- T 4 Headphone Terminal LH
- T 5 Power Outlet Socket Assembly
- T 6 Cooling Box Assembly

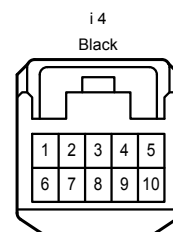
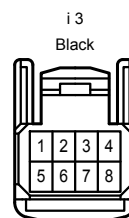
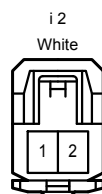
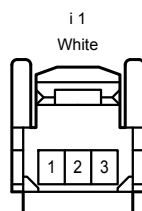
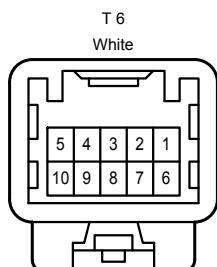
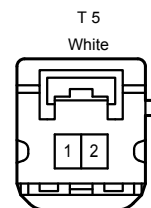
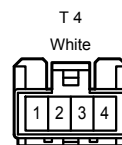

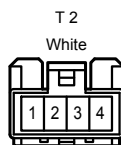
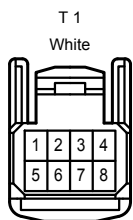
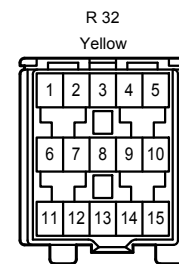
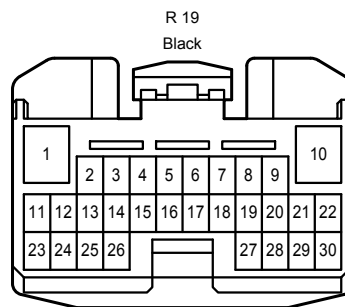
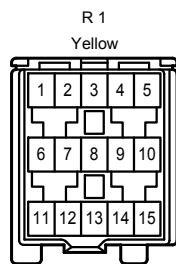
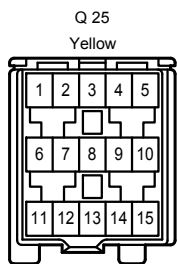
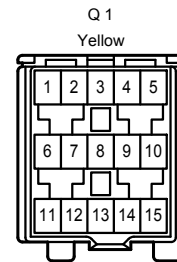
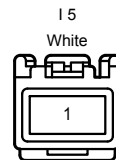
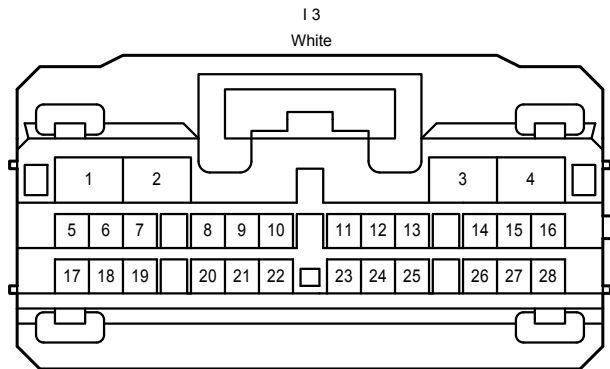
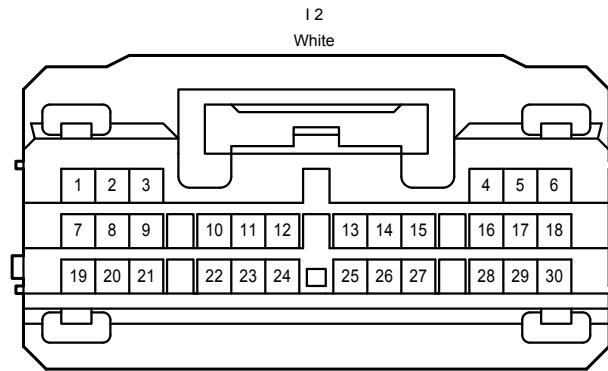
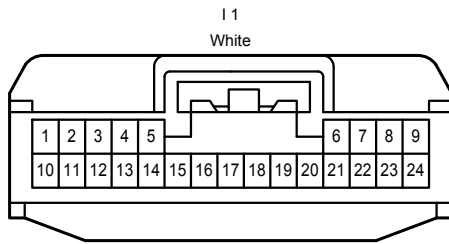
- i 1 No. 1 Indoor Electrical Key Antenna Assembly
- i 2 Power Point Socket Assembly
- i 3 Seat Heater Switch RH
- i 4 Seat Heater Switch LH

- r 1 Clutch Start Switch Assembly
- r 2 Clutch Start Switch Assembly
- r 3 Clutch Switch Assembly

- s 1 No. 2 Indoor Electrical Key Antenna Assembly

- z 1 A/C Blower Assembly , A/C Amplifier Assembly
- z 5 Driver Side Squib Circuit , Spiral Cable Sub-Assembly
- z 6 Driver Side Squib 2nd Step Circuit , Spiral Cable Sub-Assembly
- z 7 Cruise Control Main Switch , Spiral Cable Sub-Assembly , Steering Pad Switch Assembly
- z 8 Spiral Cable Sub-Assembly , Steering Pad Switch Assembly

Position of Parts in Instrument Panel <RHD>



Position of Parts in Instrument Panel <RHD>

